

# ***CFI Bootcamp***

*Flight Instructor Training*

CFI Training

# How to Save Money and Do your CFI Cheaply

**Power Hour - 233**

## Doing your CFI Cheaply

Let's look at a Way to Get Your CFI and Save Money

A structured approach – First understand what's needed



4

## Doing your CFI Cheaply

What are the Requirements:

Eligibility – 61.183

## Doing your CFI Cheaply

### What are the Requirements:

At least 18 Years Old – English Requirements

## Doing your CFI Cheaply

### What are the Requirements:

Pass a Knowledge test for FOI unless Teacher



# Doing your CFI Cheaply

## What are the Requirements:

## Pass a Knowledge test for FIA

U.S. DEPARTMENT OF TRANSPORTATION  
Federal Aviation Administration  
Written Knowledge Test Report

NAME: TEST STUDENT  
FAA TRACKING NUMBER (FNL) - ATTACHED  
EXAM: Commercial Pilot Airplane (CPL)  
SCORE: 75% GRADE: Pass  
EXAM DATE: 08/10/2024  
TIME: 1

The Written Knowledge Test Report (WKT) is used to report test results for all questions asked on the test. This report is used by the FAA to determine if a candidate is eligible for a certificate. The report is also used by the FAA to determine if a candidate is eligible for a certificate. The report is also used by the FAA to determine if a candidate is eligible for a certificate.

CAUTION: This report is not to be used for any other purpose. It is the property of the FAA and is loaned to you for your use only. It is not to be reproduced, stored in a retrieval system, or transmitted in any form or by any means, electronic, mechanical, photocopying, recording, or by any information storage and retrieval system, without the prior written permission of the FAA.

DO NOT LOSE THIS REPORT

AUTHORIZED PERSONS ONLY: This report is to be used for the purpose of determining if a candidate is eligible for a certificate. It is not to be used for any other purpose. It is the property of the FAA and is loaned to you for your use only. It is not to be reproduced, stored in a retrieval system, or transmitted in any form or by any means, electronic, mechanical, photocopying, recording, or by any information storage and retrieval system, without the prior written permission of the FAA.

Name: \_\_\_\_\_  
City: \_\_\_\_\_  
Type of Pilot's License: \_\_\_\_\_  
Signature: \_\_\_\_\_

FRAGILE! AVOIDANCE OF THIS FORM BY ANY PERSON IS A BASIS FOR SUSPENSION OR REVOCATION OF ANY CERTIFICATE OR PRIVILEGE. IT IS THE PROPERTY OF THE FAA AND IS LOANED TO YOU FOR YOUR USE ONLY. IT IS NOT TO BE REPRODUCED, STORED IN A RETRIEVAL SYSTEM, OR TRANSMITTED IN ANY FORM OR BY ANY MEANS, ELECTRONIC, MECHANICAL, PHOTOCOPYING, RECORDING, OR BY ANY INFORMATION STORAGE AND RETRIEVAL SYSTEM, WITHOUT THE PRIOR WRITTEN PERMISSION OF THE FAA.

THIS INFORMATION IS PROTECTED BY THE PRIVACY ACT FOR OFFICIAL USE ONLY.

# Doing your CFI Cheaply

## What are the Requirements

Hold a Commercial with Instrument unless Sport





## Doing your CFI Cheaply

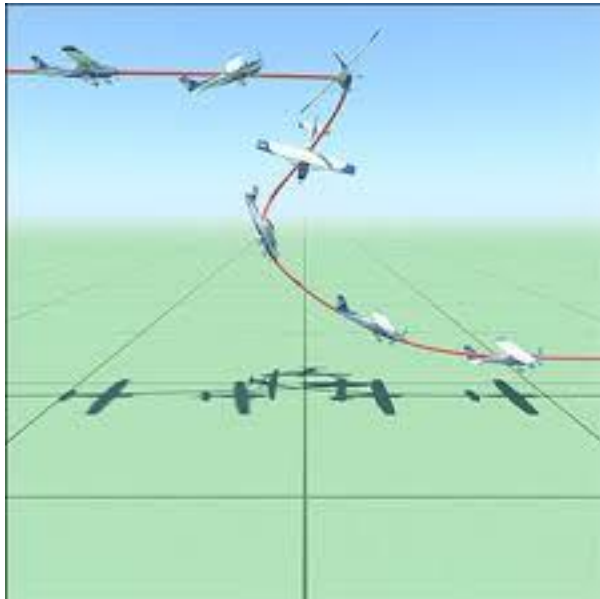
### What are the Requirements

Hold the Category/Class on your pilot certificate

## Doing your CFI Cheaply

### What are the Requirements

Spin training and endorsement for instructional Competency



## Doing your CFI Cheaply

### What are the Requirements

Spin training and endorsement for instructional  
Competency

## Doing your CFI Cheaply

### What are the Requirements

Aeronautical Knowledge – 61.185

## Doing your CFI Cheaply

### What are the Requirements

Aeronautical Knowledge – 61.185(a)(1 and 2)

## Doing your CFI Cheaply

### What are the Requirements

This must be received by an “Authorized Instructor”

## Doing your CFI Cheaply

### What are the Requirements

There is no Home-Study Course allowed as in Rec, Private, Comm, Sport, Instrument etc.

## Doing your CFI Cheaply

### What are the Requirements

#### Fundamentals of Instructing – 61.185(a)(1)



### **FUNDAMENTALS OF INSTRUCTION** (FOI)

**Sample Airman Knowledge  
Test Prep Questions incl.  
Study Reference Guide and  
Exam Matrix  
(FAA Pilot Flight Training Aid)**



**CFI Bootcamp**  
*Flight Instructor Training*



## Doing your CFI Cheaply

### What are the Requirements

61.185(a)(2) - Aeronautical Knowledge areas for: Rec,  
Private, Commercial

## Doing your CFI Cheaply

### What are the Requirements

Flight Proficiency – 61.187(a)(b) – Flight and Ground

## Doing your CFI Cheaply

### What are the Requirements

Flight Proficiency – 61.187(a)(b) – Ground – No Home Study  
Course Allowed

## Doing your CFI Cheaply

### What are the Requirements

Aeronautical Experience - None

## Doing your CFI Cheaply

### What it Means

There is a lot of Self-Study, but you **MUST** receive Ground Instruction from an Authorized Instructor – 61.185(a)(1 - 2)

## Doing your CFI Cheaply

### What it Means

Looking for a “2-Year Signoff” is NOT a good idea

## Doing your CFI Cheaply

### What it Means

Why? The depth and scope of their knowledge is NOT sufficient

## Doing your CFI Cheaply

### What it Means

Examples: FOI, Endorsements/Regulations/Testing (except for what they teach), Aerodynamics.



## Doing your CFI Cheaply

What are the minimum qualifications for an authorized instructor for CFI?

61.195(h) – To train first-time initial flight instructors:

Flight:

Held the CFI for at least 24 calendar months

Given at least 200 hours of dual instruction

or

## Doing your CFI Cheaply

**What are the minimum qualifications for an authorized instructor for CFI?**

61.195(h) – To train first-time initial flight instructors:

Flight:

Recommended at least 5 applicants for a practical test  
and at least 80% passed on the first attempt

or

## Doing your CFI Cheaply

**What are the minimum qualifications for an authorized instructor for CFI?**

61.195(h) – To train first-time initial flight instructors:

Flight:

Graduated from an Enhanced Flight Instructor Qualifications Program under Part 141/142

## Doing your CFI Cheaply

What are the minimum qualifications for an authorized instructor for CFI?

61.195(h) – To train first-time initial flight instructors:

Ground:

Held a CFI or AGI for at least 24 calendar months

Given at least 40 hours of ground instruction

or

## Doing your CFI Cheaply

**What are the minimum qualifications for an authorized instructor for CFI?**

61.195(h) – To train first-time initial flight instructors:

Ground:

Given at least 100 hours ground instruction in any Part 141 approved course – No 24 calendar months required

## Doing your CFI Cheaply

**Watch out!**

61.195(h) – To train first-time initial flight instructors:

A CFI may be qualified to do the flight training but NOT the ground training

## Doing your CFI Cheaply

### What to do About it?

Find a local instructor to do the flight/spin training



**CFI Bootcamp**  
Flight Instructor Training

## Doing your CFI Cheaply

### Job One – Where to start and when you're done

Your CFI needs to be using a syllabus





## Doing your CFI Cheaply

What takes all the time?

Creating your own lesson plans – Don't do that

## Doing your CFI Cheaply

What takes all the time?

Learn to teach from available ones and hone them

## Doing your CFI Cheaply

What takes all the time?

Make a Five Minute version of those lesson plans for maneuvers

## Doing your CFI Cheaply

### What about Self-Study?

Self-Study the Aeronautical Knowledge Areas that you have already been tested on

## Doing your CFI Cheaply

### What about the FOI?

Read the book or take a formal class/online course

- Your CFI still needs to provide instruction but you can minimize that by a class or course.

## Doing your CFI Cheaply

### What about the FOI?

Before reading the Aviation Instructor's Handbook do this.

## Doing your CFI Cheaply

### What about the FOI?

Define what the purpose of the chapter is for and how you can use it. You may need your CFI for this.

## Doing your CFI Cheaply

### What about the FOI?

Read the chapter and summarize what and how you will use this information – Separate theory from practical use.



## Doing your CFI Cheaply

### What about the FOI?

In the ACS A/O I – Fundamentals of Instructing – make an index using the knowledge elements

## Doing your CFI Cheaply

What about the FOI?

Cite any mnemonic, Chapter/Page Number etc. Short jog

## Doing your CFI Cheaply

What about the hard stuff like endorsements/regs?

Practicing wrong things – Law of Primacy

## Doing your CFI Cheaply

What about the hard stuff like endorsements/regs?

You must learn by realistic scenarios

## Doing your CFI Cheaply

What about the hard stuff like endorsements/regs?

Simple to Complex – Flight Review, HP, Complex, TW

## Doing your CFI Cheaply

What about the hard stuff like endorsements/regs?

Simple to Complex – Initial Pilot Certificate – Private, Rec, Comm, Sport

## Doing your CFI Cheaply

What about the hard stuff like endorsements/regs?

Simple to Complex – Additional Ratings – Easy to mess this up -  
61.63

## Doing your CFI Cheaply

What about the hard stuff like endorsements/regs?

Simple to Complex – Student Pilots – Most intricate but straightforward – Subpart C



## Doing your CFI Cheaply

What about the hard stuff like endorsements/regs?

These scenarios must be taught then practiced/used

Our online course will teach it to you

Our endorsements and scenarios book will let you use it

Your CFI must ensure you know it

## Doing your CFI Cheaply

### Mindset

Training and tests aren't something to "Get Through"

## Doing your CFI Cheaply

### Mindset

You will need this information and be able to teach it

## Doing your CFI Cheaply

### Mindset

Save the knowledge test for last if you can

When training is complete take sample tests of FIA and FOI

Don't use any test prep or look at any questions/answers

## Doing your CFI Cheaply

### Mindset

These test scores then represent what you know  
Use this info to hone those areas – Then take the tests

## Doing your CFI Cheaply

### What about the Guiding CFI?

Find a CFI that works remotely, like us, and start there. You will save a lot of time and money with a good plan that considers your situation/knowledge/time frame etc.

## Doing your CFI Cheaply

What about the Guiding CFI?

Begin studying after that so you are on point.

## Doing your CFI Cheaply

Short on time or need more help?

Come to one of our 7-day classes

Complete our 42 hour online course

Then hone everything with a recommending CFI



## Doing your CFI Cheaply

How much time does all this take?

Around 80 hours of in classroom/remote and online work

Around 40 hours of self-study

Around 15 hours of Ground instruction from an experienced CFI

Around 10-15 hours of flight training

## Doing your CFI Cheaply

How much time does all this take?

Proficiency and right seat transitions can be done by any CFI

# Doing your CFI Cheaply


## PreFlight Briefings

**Teach Brief - Fly**

"A complete system to teach flying using either a Part 141 or 61 Syllabus."  
Second Edition

**CFI Bootcamp**  
Flight Instructor Training

**Everything you need for a Ground or Flight Lesson in One Place.**  
This system works in both FAR Part 61 and 141 training environment no matter what syllabus you use.



**650-600-1021**  
429 Lenox Ave, Miami Beach  
Florida 33139

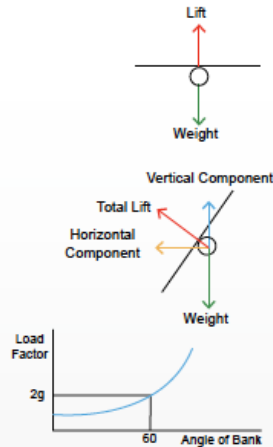
[Teach Brief-Fly!](#)

**CFI Bootcamp**  
Flight Instructor Training

# Doing your CFI Cheaply

## Steep Turns

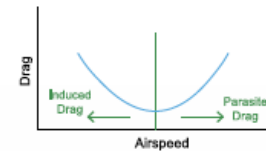
1. Clear the airspace and identify emergency landing areas.
2. Adjust the throttle to 2100 RPM - 90 KIAS.
3. Altitude no lower than 1500 feet AGL.
4. Identify a reference point in front of the aircraft and note the heading.
5. Roll into a 45 - 50 degree bank turn - Stop adverse yaw with rudder.
6. Maintain bank, altitude, and airspeed.
7. Elevator maintains altitude, throttle maintains airspeed, aileron - angle of bank.
8. Remain coordinated.
9. Begin the roll out 25 degrees before the 360 degree point - Stop adverse yaw.
10. Level the wings on the entry heading.
11. Reduce elevator to maintain altitude and decrease throttle for air-speed.
12. Roll into a 45 - 50 - degree bank turn in the opposite direction.
13. Repeat maneuver in the opposite direction.



[Teach Brief-Fly!](#)

## Slow Flight

1. Clear the area.
2. Reduce the throttle to 1500 RPM.
3. Maintain altitude with elevator back-pressure as the airspeed slows.
4. Lower the flaps to full in stages. 10 degrees below 110, the rest below Vfe.
5. Anticipate elevator pressure changes.
6. Slow to 50 KIAS, and apply throttle as necessary to maintain altitude.
7. Use elevator to maintain airspeed.
8. Apply rudder to keep the to maintain heading. Keep the wings level with ailerons.
9. Perform a level 90 degree turn to the left. Additional throttle will be required to maintain altitude.
10. Perform a level 90 degree turn to the right.
11. Return to straight and level flight at cruise speed by applying full power first.
12. As the airspeed increases, retract the flaps in stages while maintaining altitude.
13. When the airspeed is 90 KIAS reduce throttle to 2100 RPM and trim.



Lift Equation

$$\text{Lift} = \frac{\rho V^2 S C_L}{2}$$

Variables we can control

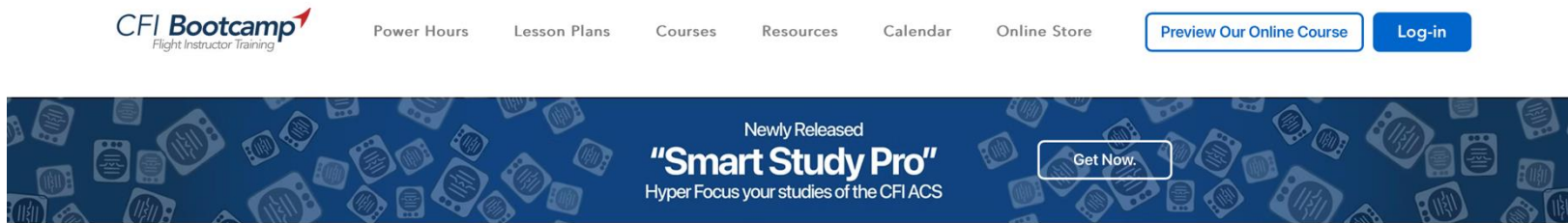
$$\text{Lift} = V^2 \times \text{AOA}$$

### Left Turning Tendencies

1. Torque
2. P-Factor
3. Slipstream
4. Gyroscopic Precession (depends)

From us to you...

## Our Newest Product



Every Knowledge and Risk Management Element for the oral portion explained – Built for audio – Driving etc.

Also includes video and PDF companion guides

[CFI ACS Smart Study Pro](#)

From us to you...

## Start your CFI Training and Finish it!



Power Hours

Lesson Plans

Courses

Resources

Calendar

Online Store

[Preview Our Online Course](#)

[Log-in](#)

### Your Flight Instructor Training Starts Here.

A Complete Structured Training System,  
Developed by Industry Leaders.

Palo Alto, CA and Miami, FL

[Learn More.](#)



We get the job done

**CFI Bootcamp**  
Flight Instructor Training

From us to you...

## Program

42-hour self-paced online course

42-hour in-person/remote ground school – 7 Days

One week of flight/ground – Dedicated airplanes/CFIs

From us to you...

## Program

Checkride - Prescheduled

On Campus for 2 to 2.5 weeks

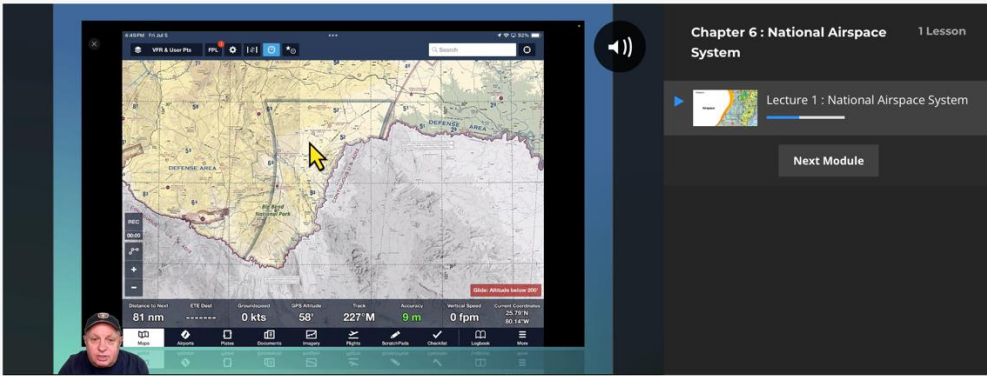
Click Here: [We get the job done](#)



From us to you...

## Free Preview of Our Online Course

[Click here to get a Preview of the Online Course](#)



The screenshot shows a video player interface. The main video area displays a flight simulator's cockpit view, focusing on a map of the United States. A yellow cursor points to a specific location on the map. Below the map, a small inset shows a person's face, likely the instructor. To the right of the video, a sidebar contains the following information:

- Chapter 6 : National Airspace System** 1 Lesson
- Lecture 1 : National Airspace System**
- Next Module**

Below the video player, there is a button labeled **Mark As Complete**. Below that, the title **Lecture 1 : National Airspace System** is displayed, followed by the subtitle **Chapter 6 : National Airspace System**. A paragraph of text follows:

This updated lecture provides an in-depth exploration of the various types of airspace within the National Airspace System. We'll cover controlled and uncontrolled airspace, special use airspace, and airspace classes, focusing on the rules and regulations that pilots must follow to ensure safe operations in each type.

To the right of this text, under the heading **Downloads**, there are two links:

- [National Airspace System](#)
- [Chapter 12: Workbook Questions](#)

In Conclusion...

## Past Power Hour Information

[Click here to get outlines of previous power hours](#)

### Power Hour Lesson Outlines

Created Around Hour Long Weekly Live Topic Specific Instructional Training.

Powered by Bootcamp +



How to Make Being a Flight Instructor  
a Career

March 8, 2025 at 12:00:00 PM



A look into the products CFI  
Bootcamp has to offer


February 22, 2025 at 12:00:00 PM

**CFI Bootcamp**  
Flight Instructor Training

From us to you...

## See Every Full-Length Power Hour

[Click here to get a huge discount to our membership site to see every previous power hour – Over 225 of them](#)



### Resources | Content

Bootcamp Pilot Training	Included
Flight Training the Way I See it - Podcast	<input checked="" type="checkbox"/>
Weekly Short Subject Videos	<input checked="" type="checkbox"/>
Private Pilot Ground Schools   Video Course	<input checked="" type="checkbox"/>
Bootcamp +   Networking Community	<input checked="" type="checkbox"/>
Entire Power Hour Lesson Catalog	<input checked="" type="checkbox"/>
Focused Training Resources	<input checked="" type="checkbox"/>

By clicking "Complete my purchase" you agree to the [Terms](#) and [Privacy Policy](#). Billed after 7 Day Free Trial Expires.

**\$22.00 / Monthly Subscription – Billed After 7-Day Trial**

7 day trial

Subtotal: \$22.00 USD every month

Trial: 7 day trial

Discount: 59% off forever ✕

Due Now: \$0.00 USD

Logout

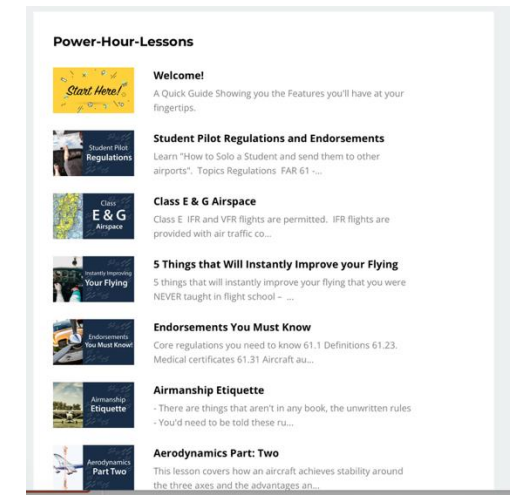
mikeshiflett@gmail.com

Card number MM / YY

Your payment information will be stored on a secure server for future purchases

Complete my purchase

It will work out to be \$9/month after the 7-day Free Trial!



**CFI Bootcamp**  
Flight Instructor Training